Transcription Tuesday

Railway Work, Life & Death: Trades Unions



Obviously dangerous.

Transcriber's Handbook
Who Do You Think You Are? Magazine, 'Transcription Tuesday' 2019

UNIVERSITY OF PORTSMOUTH

RAILWAY MUSEUM

WARWICK
THE UNIVERSITY OF WARWICK

Railway Work, Life & Death: Transcription Tuesday Handbook

Firstly, thanks for your help in this project – it is greatly appreciated and we're thrilled that you're going to join us on 5 February to find out more about our British and Irish Edwardian railway ancestors.

Your work builds upon the existing 'Railway Work, Life & Death' project, which covers the years 1911-15 and is now extending up to 1939. Together, these projects will help people with an interest in the past, our railway heritage and family history, and will make the information found within the trades union accident records much more accessible.

Happy transcribing!

08/01/2019

The *Who Do You Think You Are? Magazine* team
Karen Baker Librarian, National Railway Museum
Mike Esbester University of Portsmouth
Helen Ford Manager, Modern Records Centre, University of Warwick

www.railwayaccidents.port.ac.uk
@RWLDproject
railwayworkeraccidents@gmail.com

Handbook Contents

Page Topic

2 General Background

3 How to do the work

7 I have a question. Where do I get help?

9 The spreadsheet – column-by-column advice

Appendices

16 1: Annotated example page from the volume

18 2: Example spreadsheet entries

23 3: Data protection and ethics

General background

At the birth of the mainline railway era, in the 1830s, public concern grew over passenger accidents, so the state intervened to introduce some safeguards. Worker safety, however, remained largely unregulated until the 20th century. As a result, it was a major issue for the railway trades unions, including the Amalgamated Society of Railway Servants (ASRS – later the National Union of Railwaymen, and now the RMT). As well as lobbying the state and private railway companies for improvements, they were involved in representing their members' interests, whether through compensation or legal action. These details were recorded in the volume that is the focus of our 'Transcription Tuesday' work.

The first part of the 'Railway Work, Life & Death' project looked at staff accidents, 1911-15. With the hard work of National Railway Museum (NRM) volunteers, it produced a spreadsheet of over 3,900 individuals and their accidents, freely available from our project website: www.railwayaccidents.port.ac.uk Since then we've been working on a number of extensions, including with The National Archives and the Modern Records Centre at the University of Warwick (MRC).

From the first 'Railway Work, Life & Death' project we have gained better understanding of working practices on British and Irish railways at around the time of the First World War, along with some appreciation of the accidents that employees suffered. However, many people have expressed an interest in a longer-term picture, and in knowing more about what happened following an accident.

This is a good cue for the next stage of the project – and, with your help, we hope to be able to document what happened *after* an accident, so far as ASRS members were concerned. We have digitised and made available a volume recording details of cases affecting ASRS members between 1901-1905 – mostly accidents, though there are some other cases included.

We hope that your work here will continue to open up access to this information, by transcribing details into a spreadsheet which will then be made freely available to interested researchers. This will mean people will not need to visit the MRC unless they wish to view the original volume.

This is a smaller part of the project extension we're currently working on with the MRC, which will bring in a wider variety of data, from the 1870s to the 1920s. Of necessity, that work is being carried out in person at the MRC. **We're always looking for volunteers, so if you enjoy this work and can get to the MRC, please let us know that you're interested (railwayworkeraccidents@gmail.com).**

Further background, including a wealth of images, is available from the NRM's online exhibition about railway safety: https://www.railwaymuseum.org.uk/objects-and-stories/caution-railway-safety-1913

The project has been through a process of ethical review, and received a favourable ethical opinion – please see Appendix 3 for further details if you're interested.

We do recognise that the project deals with distressing circumstances, so would ask that you enter into it knowing this and pause if you are affected by what you uncover.

At the same time, it is important to remember that the people named in the volume were affected in often very serious ways, and to treat the details with respect.

How to do the work

Everything needed for the transcription is available from our website: www.railwayaccidents.port.ac.uk//transcription-tuesday/

We're using a 'Google Spreadsheet' – effectively an online version of Excel, available to all with the link.[1] What we'd like you to do is extract the information from the images of the original volume, according to the headings in the spreadsheet (detailed later in this guide) and enter it into the spreadsheet.

On the website you will find a series of spreadsheets, each one containing 10 pages of the original volume. As each spreadsheet is completed we'll de-activate the link, so do keep working down the list until all the spreadsheets are finished!

1) You'll be able to open (or download) the images of the original volume via the links found in the first column of the spreadsheet.

Important: When you download an image and start to work on it, please could you select & highlight in blue the cell containing the link?

This will indicate to everyone else that the image is already being worked on, so we won't end up with lots of duplicated work. If you see a cell highlighted in blue, you will know someone else is transcribing it, so please scroll down to the next available image or go to the next available block of 10 pages.
.

To highlight a cell when you have downloaded an image:
- select the cell
- on the tool bar, click on the 'Fill colour' icon
- select the light blue colour

An example is given below, taken from the demonstration spreadsheet, and is available from our website ahead of Tuesday 5 February. **You might find it helpful to open the demo spreadsheet and example image on your computer and explore them while following through the rest of the guide.** We have completed the first page of the volume, both to test this work and to provide a 'worked example' you can see to get a sense of how it feels in practice.

[1] Please note that none of your contact or personal details will be visible to any other contributors.

Indicator that your work has been saved.

Fill colour icon & menu; blue fill colour chosen, shown by the tick.

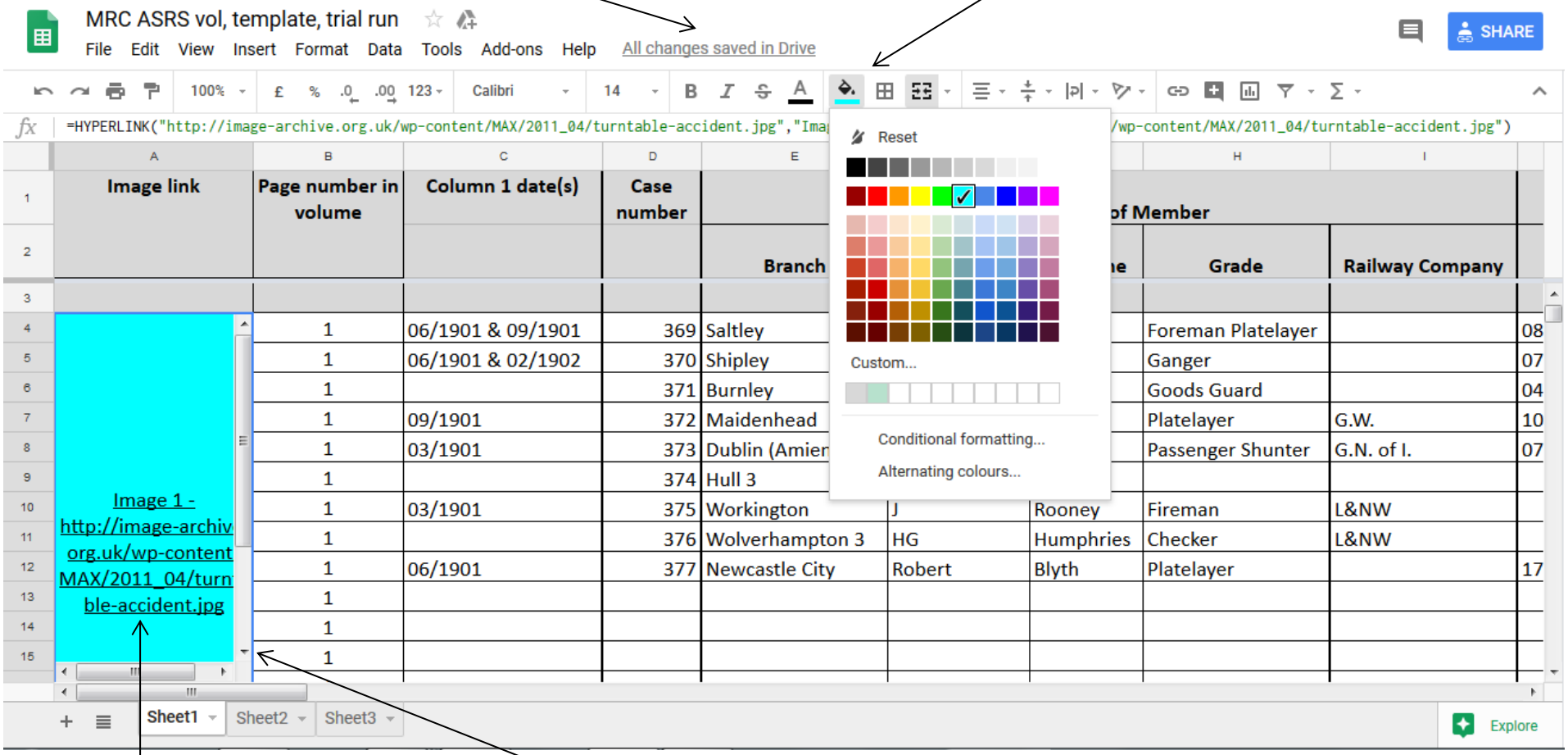

Link to the 1st image – see below on how to access. (This link is an example only!)

Cell highlighted (in this case a merged cell) indicated by the blue outline.

To access the images:

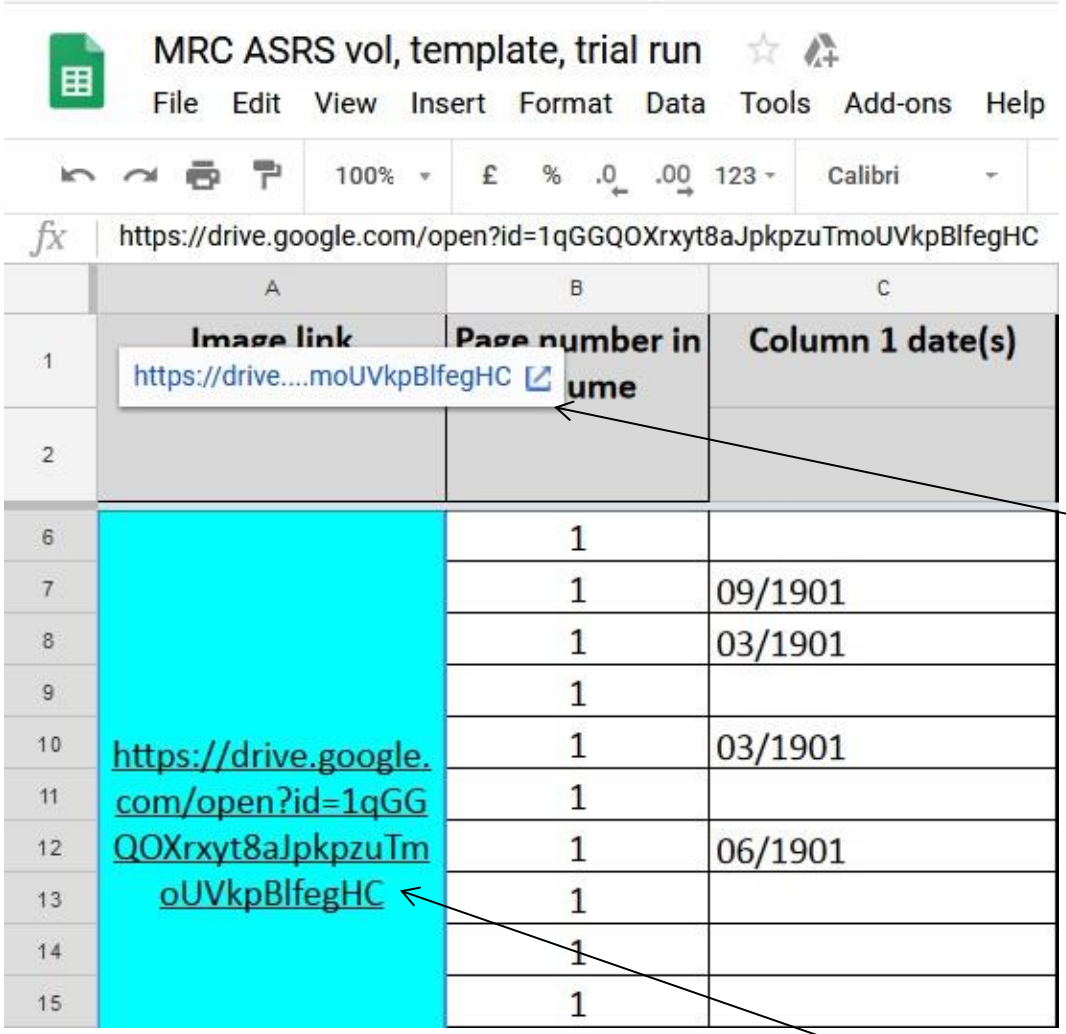

Dialogue box appears when you hover the mouse pointer over the link to the image.

To access the image, click anywhere in this box.

The image should open as a new tab. You can save it from here or work between 2 tabs, as suits you.

If you’d like to open the image in a new window, please hold down the ‘shift’ key when you click the link.

Link to the 1st image – if you hover your mouse pointer over the link, the dialogue box indicated above will appear.

(NB: if for some reason the dialogue box doesn’t appear, please copy & paste the link into the address bar of your browser.)

2) Once you've accessed the image, please could you work through the cases detailed on the page?

Each image is of a folio (a double-page spread numbered as a single page) in the volume. Generally they contain around 18 cases per page; in the spreadsheet we have therefore allowed space for 18 entries per page of the original volume.

We've followed the layout of the original as far as possible in the spreadsheet, so working from left to right you should find details in the image and be able to enter them in the spreadsheet.

We've detailed the columns fully in the section below, including where we've made a few changes to make the data more useful to researchers.

Note: If you find a page with more than 18 cases recorded, please could you add the extra rows into the spreadsheet, to enable you to include the additional cases?

You can do this by:
- selecting a row in the spreadsheet;
- clicking on the 'Insert' tab on the toolbar at the top of the sheet;
- choosing either 'Row above' or 'Row below', as relevant.

Note: The spreadsheet will save your work for you – you will not have to do anything. There's an indicator when work has been saved towards the top of the screen; we've shown it in the image on the previous page. When you are finished transcribing for the day, we'd recommend waiting a moment before closing the window, to give the system the chance to catch up!

3) Once you've finished a page, if you're happy to do another, please simply close the image file (leaving the spreadsheet open), find the next available page, and start over again!

Please be aware – it is possible to delete work by accident! Sadly we can't alter this, so please be as careful as possible when entering details.

There is an 'undo' button, but this is only if absolutely necessary – much better to be careful in the first place.

I have a question. Where do I get help?

The *Who Do You Think You Are? Magazine* and 'Railway Work, Life & Death' teams will between them try to help if you need assistance!

* If you have questions ahead of 'Transcription Tuesday', in the first instance please contact *Who Do You Think You Are? Magazine* – details will be available on their website.

* On the day, you can email *Who Do You Think You Are? Magazine* (staffed during UK working hours) or the 'Railway Work, Life & Death' project account (which we'll try to keep an eye on outside working hours as well, though do remember that we will need to sleep at some point!): railwayworkeraccidents@gmail.com

* Whilst you're transcribing, you might find it easier and quicker to use the 'chat' function in the Google Spreadsheet. We will be keeping an eye on it as frequently as possible during the day; though we may not be able to get back to you instantly, we will do our best to reply as quickly as possible. The comments will remain in the chat even if you close the chat window, so we will be able to deal with them even after a little while.

Do bear in mind that comments here are visible to everyone!

You can use it as follows:

Hover your mouse pointer over the grey circle containing the icon of a person and a speech bubble.

'Show chat' will appear. Click on this to get to the chat.

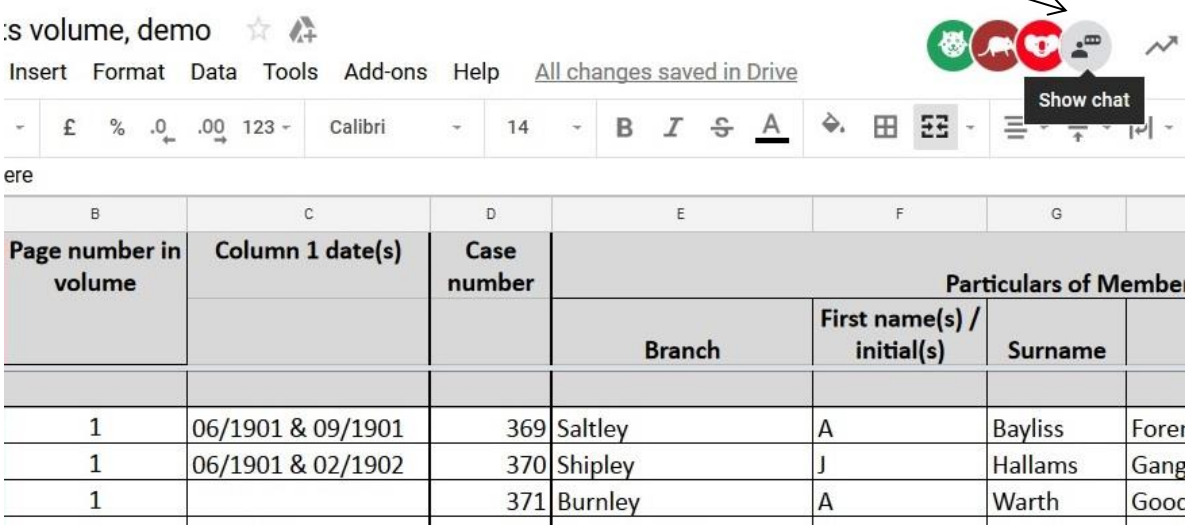

B	C	D	E	F	G	
Page number in volume	Column 1 date(s)	Case number	Particulars of Membe			
			Branch	First name(s) / initial(s)	Surname	
1	06/1901 & 09/1901	369	Saltley	A	Bayliss	Fore
1	06/1901 & 02/1902	370	Shipley	J	Hallams	Gang
1		371	Burnley	A	Warth	Gooc

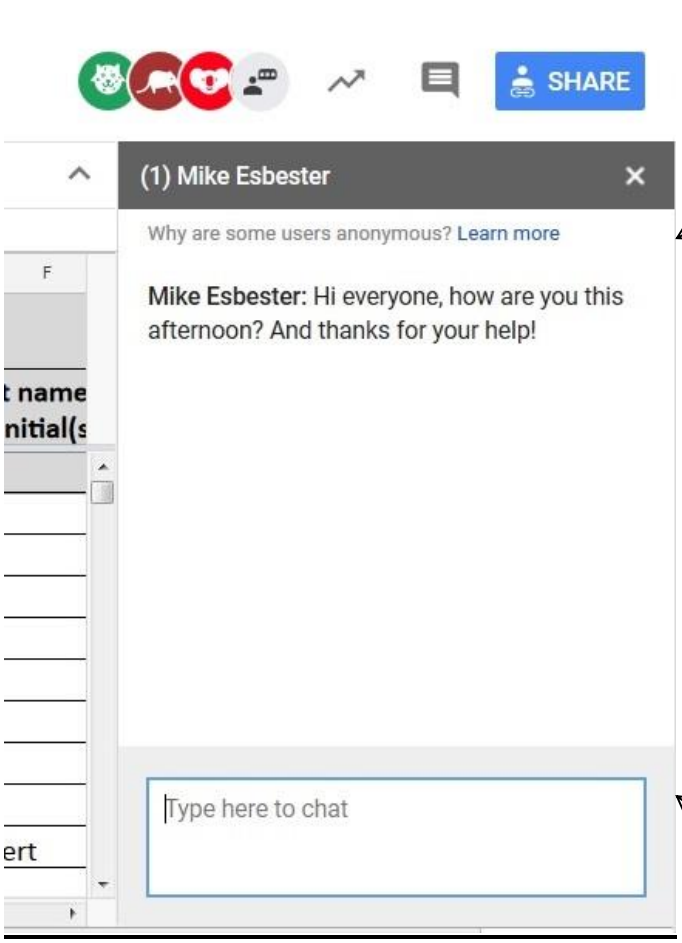

A dialogue box will open, looking something like this.

In this example my name appears – this is because I am an administrator on the account and so that you know who you’re talking to!

If you post a message, your name will **not** appear.

You can add your question, comment or message here. When you are finished, press enter/ return on your keyboard and your message will be posted.

After you have typed your message, you can close the chat dialogue box, using the ‘x’ in the top right corner. When you reopen the chat function the message will still be there – it isn’t deleted. However, if there have been lots of other messages in between your post and when you re-check, you may need to scroll through the conversation/ messages.

If you’re on Twitter, follow us (@RWLDproject) and on the day we’ll be Tweeting updates and news as regularly as possible.

The spreadsheet

The spreadsheet contains multiple columns; a completed example is given at the end of this handbook.

If there are any items you have entered but about which you are uncertain, please highlight the cell with a yellow fill and we will look at it. We've included a column at the end of the sheet for 'Transcriber Observations', so if there's anything you want to alert us to, please include it here.

We've tried to follow the original layout, though have added a few new columns, to ensure the data is easily searchable and of most use for researchers.

The information to be entered in the columns, and where it may be found on the volume image, is described below. This is grouped under the categories given in the original volume, to allow you to refer back to the guide quickly when transcribing.

Please note that it will not always be possible to complete all of the columns – some of the details were given inconsistently in the original.

A: Image link:

This will take you to an image of a page in the original volume. If the cell is highlighted in blue, it means someone is already working on that image, so please scroll down to the next available image.

(The cell in the spreadsheet has been merged so that it covers the standard 18 rows per page that we're expecting to see in any given page of the original. If you need to add further rows, please see p.5, above, for further advice.)

B: Page number in volume:

This is the page in the volume on which the specific case appears. Please give the page number of the original document, found in the top left & right corners of the double-page spread.

Please enter the page number for each row you complete on your page.

C: Column 1 date(s):

This refers to column 1 in the original volume, labelled 'Folio' and which lists the date or dates upon which the cases listed were discussed by the Executive Committee of the Union.

Where given in the original, please enter in the format 'dd/mm/yyyy': e.g. 19/01/1904. It is more likely to be given in the original as 'Month Year', however: e.g. 'June 1901'. Please could you convert this into 'mm/yyyy': e.g. 06/1901.

If you have more than one date, please enter both in the same cell, separated by an '&': e.g. 06/1901 & 09/1901.

D: 'Case number':

This is generally found in the first column, along with the date(s) entered in the previous column. Please enter it in this, separate, column.

On some pages the numbers are abbreviated – e.g page 37, where they should read 1015, 1016 etc but are recorded as 015, 016. Please record what you see on the page.

Note for Pages 75-76:
On these pages the registers case numbers have been mistakenly repeated. The first entry on page 75 is no.1696 and the next number in the column is 1670. The numbers then continue 1671, 1672 etc. up to 1696 on page 76. Please enter the numbers as they appear on the page.

Particulars of Member

E: Branch:

The ASRS branch to which the member belonged. Sometimes 'G.O.' appears: this stands for 'General Office'.

F: First name(s)/ Initial(s) and **G: Surname**

These come from the 'name' column in the original, but we're asking for them to be broken down into component pieces, to enable better searching.

Please give as full a name as possible (though sometimes only initials might be given in the original) across the two columns.

If initials are involved, please do not use a full stop; if there are multiple initials, please include them without full stops or spaces: e.g. 'HG Humphries'.

If first names are abbreviated, please include the abbreviations as they are given: e.g. 'Wm' rather than William, 'Thos' rather than Thomas.

H: Grade:

This is the worker's job title. It may appear as an abbreviation in the volume. If you feel confident about what the abbreviation meant, do add the full term (e.g. 'Gds Guard' = 'Goods Guard'); if you are not sure, please transcribe what you see.

If you are having difficulty interpreting what the role might be, then the websites below may help:
http://www.census1891.com/occupations.php
http://www.doot.spub.co.uk/

I: Railway Company: - *NB new column, not found in original*
The railway company for whom the employee worked. This information isn't given consistently, but it is useful where provided. It might be found in a number of places, tacked onto other details (e.g. location or grade of employee), and will usually appear in abbreviated form; examples are shown in Appendix 1, on leaf 1.

If you are happy about the company, please complete this column, giving the name of the railway company in full.

If you've identified that you have a company named but you're not sure from the abbreviation which company it is, please include the abbreviated version as it appears in the original.

Please use 'and' instead of '&', and include the word 'Railway' if it appears in the formal title of the company, even if it written in the original volume (e.g. 'Mid' would be 'Midland Railway'). Please don't include 'company' as part of the title.

In terms of identifying companies, in the spreadsheet we have made the title of this column ('Railway Company') a link to the Wikipedia page listing the railway companies which existed in the UK at this time. This includes common abbreviations. To access this, hover your mouse pointer over the title and a link box will appear:

Click on the icon to the right of the link and it'll take you to the website (in a separate window).

Accident

J: Date:
Date of accident; please enter in the format 'dd/mm/yyyy': e.g. 08/01/1901.

K: Place:
Sometimes this will be precise; sometimes it will be given as 'between' two stations, or 'near' a location. Please try to follow the original, but as far as possible laid out as in the following examples, so that the physical place comes first:

'Major place, location'
e.g. Birmingham, Lawley Street, Carriage sidings
e.g. Dublin, Amiens Street Station

'Major place, near'
e.g. Maidenhead, near

between two locations: 'place 1 – place 2'
e.g. Barrow Hill – Staveley

In addition, you may find some abbreviations – a few common ones are given here, but if there others you don't know, please follow the original and flag it for our attention:

Gds. Yd.:	goods yard
Jct.:	Junction
Stn.:	Station
Whse.:	Warehouse

L: County: - ***NB new column, not found in original***
If possible to identify the county in which the accident took place, according to the contemporary boundaries, please include it here. In terms of finding the relevant county, a Google search is a helpful starting point.

Please only include the county for those cases in which an accident location is given.

M: Country - ***NB new column, not found in original***
Please select from the drop-down list. You should see an arrow pointing down at the right-hand side of the cell: this is the drop-down list. Click on the arrow and the list will appear. Please choose from the list of entries provided by selecting an entry with your mouse pointer. If need be, use the slider bar to show further categories initially off-screen.

Northern Ireland is listed under 'Ireland (now Northern Ireland)', to cover the different status of the territory during our period.

Please only include the country for those cases in which an accident location is given.

N: Type of casualty: - ***NB new column, not found in original***
A drop-down list has been supplied, to enable standard entries and to make searching more straightforward. This also ensures compatibility with the existing project. You should see an arrow pointing down at the right-hand side of the cell: this is the drop-down list. Click on the arrow and the list will appear. Please choose from the list of entries provided by selecting an entry with your mouse pointer. If need be, use the slider bar to show further categories initially off-screen.

Please choose 'Fatal' if the worker dies, even if some time after the accident. Otherwise, please choose from one of the 'Injury' categories, and give further details of the nature of the injury/ injuries in the next column (O). We have tried to provide some broad, but useful, categories allowing for further explanation in column O, including an 'other' category to capture anything you feel is not covered by the other categories.

We have also included a 'multiple injury' category, reflecting the fact that some incidents were sufficiently severe to produce multiple injuries. For these, please detail the injuries noted in the report in the next column.

O: Nature:
If further details of the nature of the accident/ casualty are given here, please transcribe them into the spreadsheet as they appear in the original.

Inquest

P: Date:
Date of any inquest held into a fatality; please enter in the format 'dd/mm/yyyy': e.g. 09/01/1901.

Q: Attended by:
This records who represented the ASRS, on behalf of the member killed in the accident, at the inquest. Please transcribe as found in the original.

R: Verdict:
This gives the outcome of the inquest. Please could this be transcribed as it appears in the original, in quote marks.

NB – in the original volume, this was the point at which the cases crossed from one leaf to another; to aid the user, the case number was inked into the relevant row on the facing page. As this was only a finding aid it is redundant in the spreadsheet you are helping compile, so please do not include it here.

Board of Trade Enquiry

S: Date:
Date of any Board of Trade enquiry held into an accident; only around 3% of staff accidents were formally investigated in this way, by the state's inspectors.

Please enter in the format 'dd/mm/yyyy': e.g. 09/01/1901.

T: Inspector:
Name of the Board of Trade inspector who undertook the enquiry. Please do not use full stops around initials or spaces between initials. So, "J.H. Armytage" would appear as "JH Armytage".

U: ASRS Representative
Name of the ASRS official present at any enquiry. Please do not use full stops around initials or spaces between initials. So, "W. Hudson, U.S." would appear as "W Hudson, U.S." – the 'U.S.' stands for 'Union Secretary'.

Compensation

V: Dependents:
Please provide any information that is given in the original.

W-Y: Amount obtained:
Together these columns made up the compensation costs awarded, broken down into £.s.d (pounds, shilling and pence).

Please enter any fractions as a decimal: eg '2½' becomes '2.5'.

Z: Additional comment: - ***NB new column, not found in original***
Please transcribe any text (beyond the monetary figures) which appears in columns W-Y in the original, as closely as possible to the original.

Legal

AA: Subject and **AB: Result:**
Please provide as much detail as is given in the original (including about non-accident cases).

Columns AC-AD each appear under their own head in the original.

AC: Solicitor:
Please transcribe any details included here; please do not use full stops in names. So, "J.H. Armytage" would appear as "JH Armytage."

AD: Remarks
A 'catch-all' column for further detail. Please transcribe anything that appears in the original.

AE: Transcriber observations: - ***NB new column, not found in original***

An additional column allowing you to add any thoughts or questions and to identify any uncertainties you would like us to check specifically.

AF: Transcriber username: - ***NB new column, not found in original***

This one is for our benefit, as we'd be keen to find out how many people get involved in the 'Transcription Tuesday' event. This is purely voluntary, so if you don't want to include a username here, that's fine. However, if you do, please create a username unique to you and which you can use throughout your transcription with us.

We'd recommend something that doesn't involve personal information, as it will be publicly visible. Please do not enter a username that you use for any online services!

Do have a look at the example page, overleaf, marked up with where the relevant information might be found, and the spreadsheet on the pages following this, indicating how the example might be transcribed into the spreadsheet.

Hopefully this guide should have given you some background about the project, as well as shown you the key things you'll be doing. ***Many thanks to you for your help so far*** *– and please don't hesitate to contact us if you have any further questions.*

v.2, 25/01/2019

Appendix 1: Annotated Example – page 1, left

* G W – Great Western Railway: railway company, for col. I

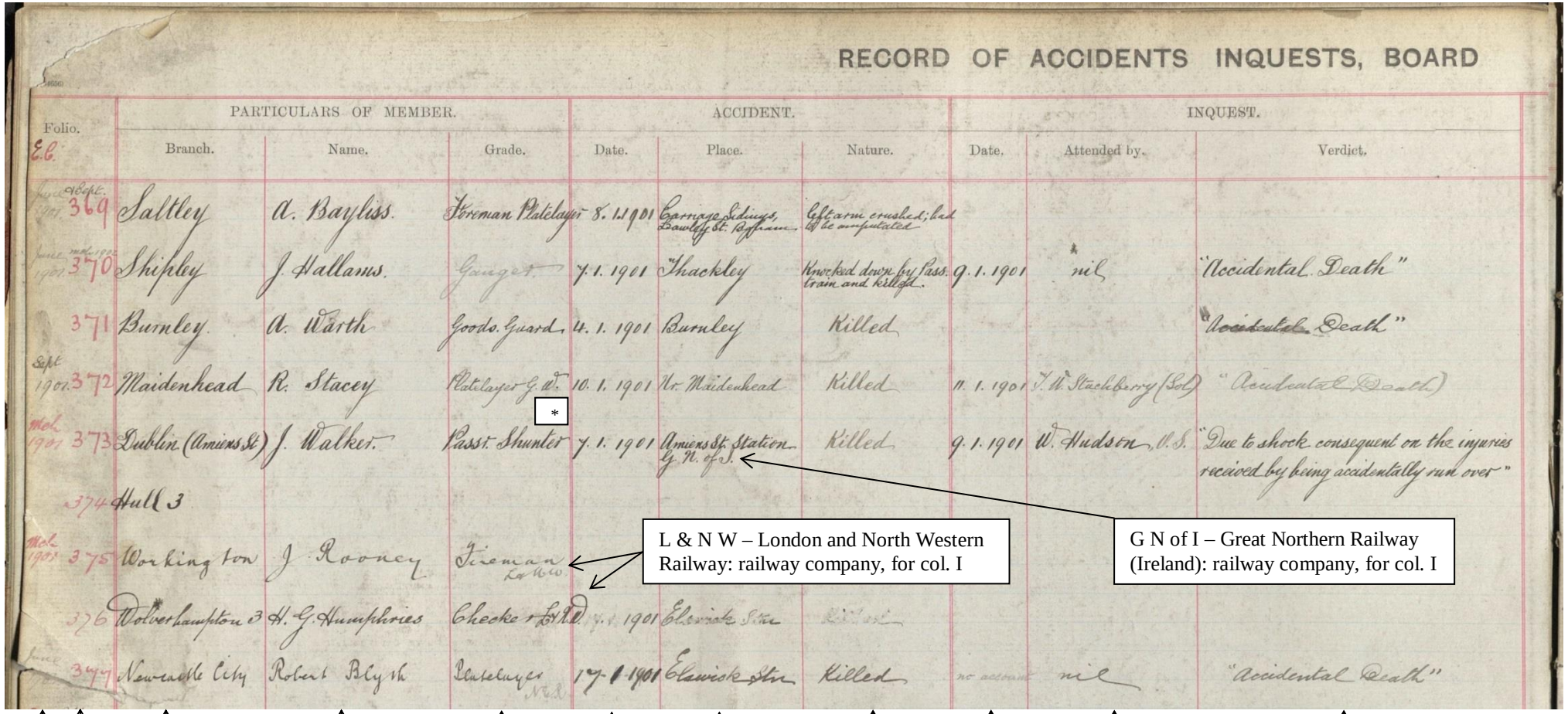

RECORD OF ACCIDENTS INQUESTS, BOARD

Folio. E.C.	PARTICULARS OF MEMBER. Branch.	Name.	Grade.	ACCIDENT. Date.	Place.	Nature.	INQUEST. Date.	Attended by.	Verdict.
369	Saltley	A. Bayliss	Foreman Platelayer	8.1.1901	Carriage Sidings, Bawtry St. Bpham	Lft arm crushed; had to be amputated			
370	Shipley	J. Hallams	Ganger	7.1.1901	Thackley	Knocked down by Pass. train and killed	9.1.1901	nil	"Accidental Death"
371	Burnley	A. Warth	Goods. Guard	4.1.1901	Burnley	Killed			"Accidental Death"
372	Maidenhead	R. Stacey	Platelayer G.W. *	10.1.1901	Nr. Maidenhead	Killed	11.1.1901	J. H. Stachberry (Sol)	"Accidental Death"
373	Dublin (Amiens St)	J. Walker	Passt. Shunter	7.1.1901	Amiens St. Station G.N. of I.	Killed	9.1.1901	W. Hudson, C.S.	"Due to shock consequent on the injuries received by being accidentally run over"
374	Hull (3								
375	Workington	J. Rooney	Fireman L & N W						
376	Wolverhampton 3	H. G. Humphries	Checker L & N W	7.1.1901	Elsecar Stn				
377	Newcastle City	Robert Blyth	Platelayer N E R	17.1.1901	Elsecar Stn	Killed	no account	nil	"Accidental Death"

L & N W – London and North Western Railway: railway company, for col. I

G N of I – Great Northern Railway (Ireland): railway company, for col. I

Col. C (l) & D (r).

Col. E

Cols. F & G

Col. H

Col. J

Col. K

Col. O

Col. P

Col. Q

Col. R

Appendix 1, cont’d: Annotated Example – page 1, right

Any text comments here to go in Col. Z.

Col. B

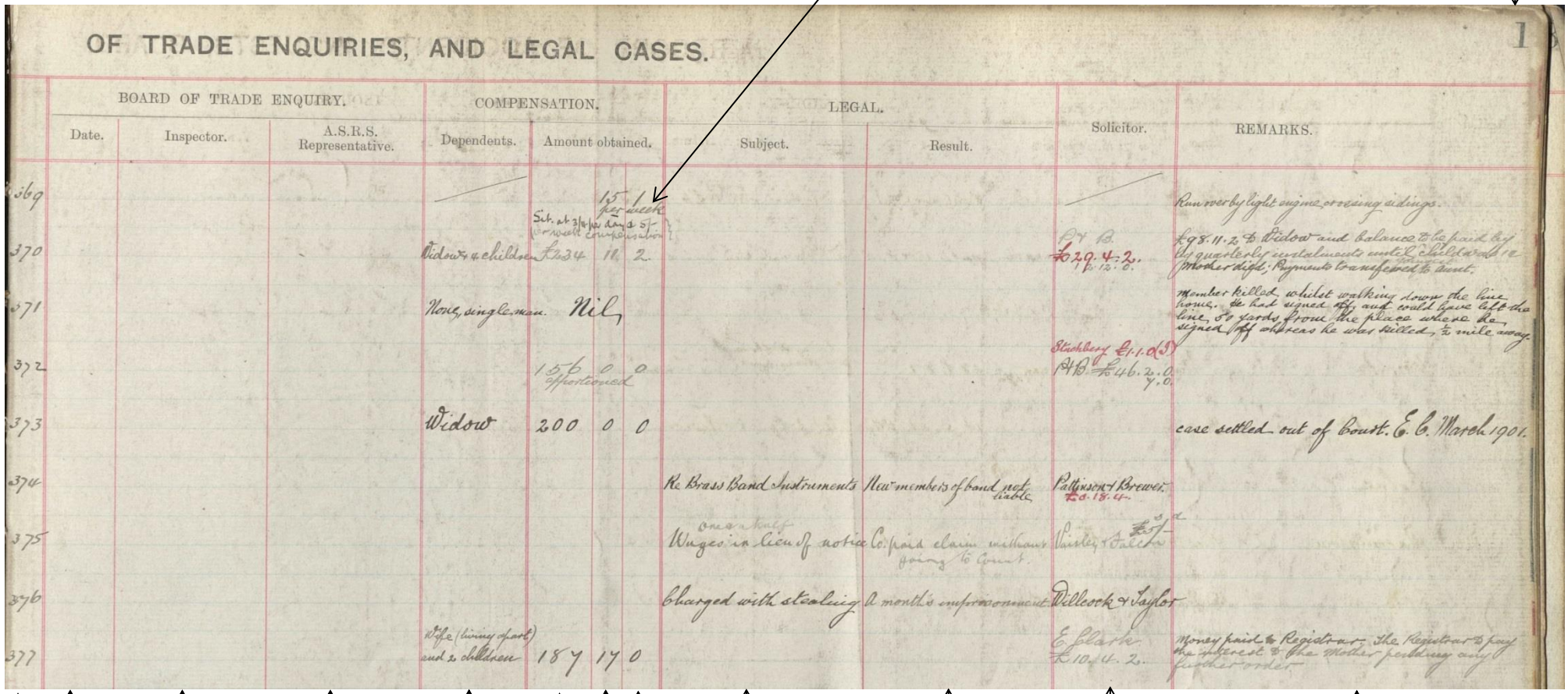

OF TRADE ENQUIRIES, AND LEGAL CASES.

	BOARD OF TRADE ENQUIRY.			COMPENSATION.				LEGAL.			
	Date.	Inspector.	A.S.R.S. Representative.	Dependents.	Amount obtained.			Subject.	Result.	Solicitor.	REMARKS.
369				—		15	1 per week			—	Run over by light engine crossing sidings.
370				Widow & 4 children	Sit. at 3/4 per day & 5/- per week compensation £234	11	2			P & B. £29.4.2. 1.12.0.	£98.11.2 to Widow and balance to be paid by by quarterly instalments until child was 12 mother died; Payments transferred to aunt.
371				None, single man.	Nil						Member killed whilst walking down the line home. He had signed off, and could have left the line, 50 yards from the place where he signed off whereas he was killed, ½ mile away.
372					156 apportioned	0	0			Stuchbery £1.1.0 (S) P&B £46.2.0. 7.0.	
373				Widow	200	0	0				case settled out of Court. E. C. March 1901.
374								Re Brass Band Instruments	New members of band not liable	Pattinson & Brewer. £0.18.4.	
375								Wages in lieu of notice one & half	Co. paid claim without going to Court.	Vaisley & Falcon £5/- s/d	
376								Charged with stealing	A month's imprisonment	Willcock & Taylor	
377				Wife (living apart) and 2 children	187	17	0			E. Clark £10.4.2.	Money paid to Registrar. The Registrar to pay the interest to the Mother pending any further order.

Col. S

Col. T

Col. U

Col. V

Cols. W, X & Y

Col. AA

Col. AB

Col. AC

Col. AD

Case number used in original to reference across leaves. Not for transcription.

Please note that the volume was a large format so each page had to be scanned in 2 parts, left & right. We’ve stitched the image together for use in the spreadsheet but it does mean that on some you can see the join or parts of the pages are duplicated: this should all appear fairly obvious on screen.

Appendix 2: Above example page, as it might feature in the spreadsheet:

(NB: Sheet split to fit onto the page.)

A	B	C	D	E	F	G	H	I
IMAGE LINK	**Volume page**	**Column 1 date(s)**	**Case number**	**Particulars of Member**				
				Branch	**First name(s) / initial (s)**	**Surname**	**Grade**	**Railway company**
Page 1:	1	06/1901 & 09/1901	369	Saltley	A	Bayliss	Foreman Platelayer	
	1	06/1901 & 02/1902	370	Shipley	J	Hallams	Ganger	
	1		371	Burnley	A	Warth	Goods Guard	
	1	09/1901	372	Maidenhead	R	Stacey	Platelayer	Great Western Railway
	1	03/1901	373	Dublin (Amiens Street)	J	Walker	Passenger Shunter	Great Northern Railway (Ireland)
	1		374	Hull 3				
	1	03/1901	375	Workington	J	Rooney	Fireman	London and North Western Railway
	1		376	Wolverhampton 3	HG	Humphries	Checker	London and North Western Railway
	1	06/1901	377	Newcastle City	Robert	Blyth	Platelayer	

	J	K	L	M	N	O
(Included for clarity.)	Accident					
Case number	**Date**	**Place**	**County**	**Country**	**Type of casualty**	**Nature**
369	08/01/1901	Birmingham, Lawley Street, Carriage sidings	Warwickshire	England	Injury: Loss of body part(s)	left arm crushed; had to be amputated
370	07/01/1901	Thackley	Yorkshire	England	Fatal	knocked down by passenger train and killed.
371	04/01/1901	Burnley	Lancashire	England	Fatal	Killed
372	10/01/1901	Maidenhead, near	Berkshire	England	Fatal	Killed
373	07/01/1901	Dublin, Amiens Street Station	Dublin	Ireland	Fatal	Killed
374						
375						
376						
377	17/01/1901	Elswick Station	Northumberland	England	Fatal	Killed

	P	Q	R	S	T	U
(Included for clarity.)	**Inquest**			**Board of Trade Enquiry**		
Case number	**Date**	**Attended by**	**Verdict**	**Date**	**Inspector**	**ASRS Representative**
369						
370	09/01/1901	nil	accidental death'			
371			accidental death'			
372	11/01/1901	TU Stackberry (Sol)	accidental death'			
373	09/01/1901	W Hudson, U.S.	Due to shock consequent on the injuries received by being accidentally run over'			
374						
375						
376						
377	no account	nil	Accidental death'			

(Included for clarity.)	V	W	X	Y	Z
	Compensation				
Case number	**Dependents**	**Amount obtained £**	**s**	**d**	**Additional comment**
369			15	1	Set at 3/4 per day & 5/- per week compensation
370	Widow & 4 children	234	11	2	
371	None, single man	Nil			
372		156	0	0	
373	Widow	200	0	0	
374					
375					
376					
377	Wife (living apart) and 2 children	187	17	0	

(Included for clarity.)	AA	AB	AC	AD	AE
	Legal		**Solicitor**	**Remarks**	**Transcriber observations**
Case number	**Subject**	**Result**			
369				Run over by light engine, crossing sidings.	
370			P+B £29.4.2. 12.12.0	£98.11.2 to widow and balance to be paid by ?? Quarterly instalments until youngest child was 14. Mother died; payments transferred to aunt.	Illegible comment in 'Remarks'
371				Member killed whilst walking down the line home. He had signed off and could have left the line 50 yards from the place where he signed off whereas he was killed 1/2 mile away.	
372			Stackbery £1.1.0 (I); P+B £46.2.0. 7.0.		
373				Case settled out of court. EC March 1901	
374	RE brass band instruments	New members of band not liable	Pattinson + Brewer £6.18.4		
375	One + a half wages in lieu of notice	Co. paid claim without going to court	Paisley + Falcon 5/-		
376	Charged with stealing	A month's imprisonment	Dillcock + Taylor		
377			E Clark £10.4.2	Money paid to Registrar. The Registrar to pay the interest to the mother pending any further order.	

Appendix 3: Notes about data protection and ethics

As the project touches upon personal data, albeit historical, it is important that we have considered the implications of our work, both ethical and in terms of any data protection duties, past or present.

So far as you are concerned, we do not collect or have access to any information about you that is considered (in law) to be 'personal data'. When you access the Google Spreadsheet, you do so anonymously:

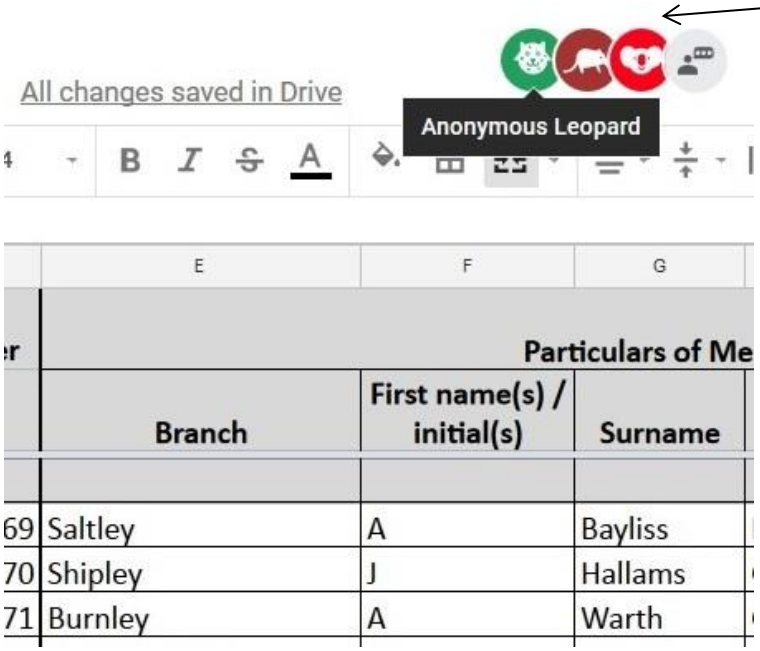

Each transcriber will automatically be allocated an icon, appearing along the top of the Spreadsheet when you & others are logged in.

As you can see here, this is all the detail that appears if you hover over or select a user.

We have asked you – on a purely voluntary basis – to provide a username. As noted, this is purely so we can work out how many people contributed. We recommend you choose a unique username, not necessarily with any personal details (e.g. initials of your name – though if you choose to use this, that's fine provided you know that everyone will be able to see this).

In relation to the people featured in the volume, they are now all believed dead, and so there is no legal duty in relation to data protection – particularly as the information is already publicly available, at the MRC. Advice about this was sought from the University of Portsmouth's Information Disclosure and Complaints Manager, who has confirmed the grounds under which we are making use of the data.

The project as a whole has been through an extensive process of ethical opinion (what used to be called ethical review) at the University of Portsmouth, in all cases being given a favourable ethical opinion. Issues touched upon included data protection and the potentially sensitive or distressing nature of the information. The specific ethical opinion reference number relevant to this work is FHSS 2018-079.